



SANITARY SOLUTIONS INC.

Bulldog Fittings...Bulldog Tuff.




SS2UJP: 180° Return Bend, Plain John Perry Ferrule & Hex Nut (304) on Both Ends				
Tube OD (Size)	A		Part Number 304	Part Number 316L
1"	3.000		SS2UJP7-1-304	SS2UJP7-1-316L
1.5"	4.500		SS2UJP7-1.5-304	SS2UJP7-1.5-316L
2"	6.000		SS2UJP7-2-304	SS2UJP7-2-316L
2.5"	7.500		SS2UJP7-2.5-304	SS2UJP7-2.5-316L
3"	9.000		SS2UJP7-3-304	SS2UJP7-3-316L
4"	12.00		SS2UJP7-4-304	SS2UJP7-4-316L



SS2FJP: 90° Elbow, 15TRFJP on one end x 14PRFJP & Hex Nut (304) on 14PRF End, Polish ID/OD				
Tube OD (Size)	A	B	Part Number 304	Part Number 316L
1"	2.219	2.219	SS2FJP7-1-304	SS2FJP7-1-316L
1.5"	2.969	2.969	SS2FJP7-1.5-304	SS2FJP7-1.5-316L
2"	3.750	3.750	SS2FJP7-2-304	SS2FJP7-2-316L
2.5"	4.620	4.620	SS2FJP7-2.5-304	SS2FJP7-2.5-316L
3"	5.406	5.406	SS2FJP7-3-304	SS2FJP7-3-316L
4"	7.030	7.030	SS2FJP7-4-304	SS2FJP7-4-316L



SS13H: Union Hex Nut, John Perry				
Tube OD (Size)	A	B	Part Number 304	
1"	0.906	1.812	SS13H-1-304	
1.5"	0.968	2.406	SS13H-1.5-304	
2"	1.062	3.000	SS13H-2-304	
2.5"	1.187	3.594	SS13H-2.5-304	
3"	1.281	4.188	SS13H-3-304	
4"	1.500	5.438	SS13H-4-304	



SS14PRFJP: John Perry <i>SHORT Plain</i> Bevel Ferrule				
Tube OD (Size)	A	B	Part Number 304	Part Number 316L
1"	0.719	0.870	SS14PRFJP-1-304	SS14PRFJP-1-316L
1.5"	0.719	1.370	SS14PRFJP-1.5-304	SS14PRFJP-1.5-316L
2"	0.750	1.870	SS14PRFJP-2-304	SS14PRFJP-2-316L
2.5"	0.870	2.370	SS14PRFJP-2.5-304	SS14PRFJP-2.5-316L
3"	0.906	2.870	SS14PRFJP-3-304	SS14PRFJP-3-316L
4"	1.030	3.834	SS14PRFJP-4-304	SS14PRFJP-4-316L

www.sanitarysolutionsinc.com




SANITARY SOLUTIONS INC.

Bulldog Fittings...Bulldog Tuff.


SS14AJP: John Perry LONG Plain Bevel Ferrule

Tube OD (Size)	A	B	Part Number	
			304	316L
1"	1.375	0.870	SS14AJP-1-304	SS14AJP-1-316L
1.5"	1.500	1.370	SS14AJP-1.5-304	SS14AJP-1.5-316L
2"	1.500	1.870	SS14AJP-2-304	SS14AJP-2-316L
2.5"	1.750	2.370	SS14AJP-2.5-304	SS14AJP-2.5-316L
3"	1.750	2.870	SS14AJP-3-304	SS14AJP-3-316L
4"	1.750	3.834	SS14AJP-4-304	SS14AJP-4-316L



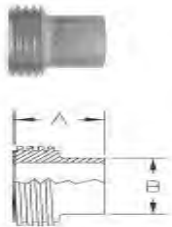
SS15TRFJP: John Perry SHORT Threaded Bevel Ferrule

Tube OD (Size)	A	B	Part Number	
			304	316L
1"	0.719	0.870	SS15TRFJP-1-304	SS15TRFJP-1-316L
1.5"	0.719	1.370	SS15TRFJP-1.5-304	SS15TRFJP-1.5-316L
2"	0.750	1.870	SS15TRFJP-2-304	SS15TRFJP-2-316L
2.5"	0.870	2.370	SS15TRFJP-2.5-304	SS15TRFJP-2.5-316L
3"	0.906	2.870	SS15TRFJP-3-304	SS15TRFJP-3-316L
4"	1.030	3.834	SS15TRFJP-4-304	SS15TRFJP-4-316L



SS15AJP: John Perry LONG Threaded Bevel Ferrule

Tube OD (Size)	A	B	Part Number	
			304	316L
1"	1.375	0.870	SS15AJP-1-304	SS15AJP-1-316L
1.5"	1.500	1.370	SS15AJP-1.5-304	SS15AJP-1.5-316L
2"	1.500	1.870	SS15AJP-2-304	SS15AJP-2-316L
2.5"	1.750	2.370	SS15AJP-2.5-304	SS15AJP-2.5-316L
3"	1.750	2.870	SS15AJP-3-304	SS15AJP-3-316L
4"	1.750	3.834	SS15AJP-4-304	SS15AJP-4-316L



SS16AJP--- John Perry Solid End Cap

Tube OD (Size)	A	Part Number	
		304	316L
1"	1.125	SS16AJP-1-304	SS16AJP-1-316L
1.5"	1.656	SS16AJP-1.5-304	SS16AJP-1.5-316L
2"	2.187	SS16AJP-2-304	SS16AJP-2-316L
2.5"	2.656	SS16AJP-2.5-304	SS16AJP-2.5-316L
3"	3.187	SS16AJP-3-304	SS16AJP-3-316L
4"	4.187	SS16AJP-4-304	SS16AJP-4-316L

